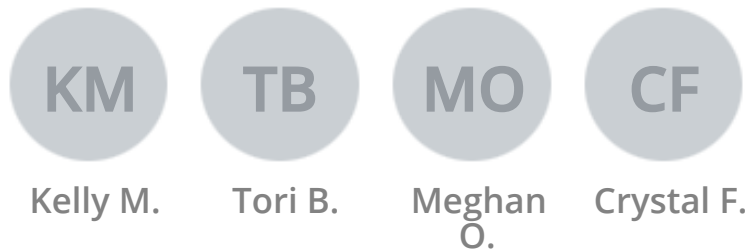




Red Barn Tablet

39 Screens



THE RED BARN

WELCOME

The Red Barn is an indoor rock climbing gym operated by the Outdoor Education Program at the Rochester Institute of Technology.

Hours

Monday - Friday
5:00 pm - 10:00 pm
Saturday
1:00 pm - 10:00 pm
Sunday
1:00 pm - 6:00 pm

Contact

(585) 292-6571
Andrews Memorial Dr
Rochester, NY 14623

Profile

Beginner

Intermediate

Advanced

Home

THE RED BARN

HOME



Alerts

The Red Barn will be closed today due to poor weather. See you tomorrow!

The next section to be rerouted will be the lefthand vertical climb wall on the second floor of the Barn.

Barn-Wide Events

Merry Climb-mas! Celebration on Thursday, December 10 at 8:00 pm.
Just show up!

*For level-related events check the Beginner, Intermediate, and Advanced pages!

Hours

Semester Hours

Monday - Friday	5:00 pm - 10:00 pm
Saturday	1:00 pm - 10:00 pm
Sunday	1:00 pm - 6:00 pm

Summer Hours

Monday - Friday	5:00 pm - 10:00 pm
Saturday	1:00 pm - 6:00 pm
Sunday	1:00 pm - 6:00 pm

Pricing

\$4	Day Pass with RIT ID
\$6	Day Pass Other
\$40	Semester Membership with RIT ID
\$100	Semester Membership Other
\$25	Summer Membership with RIT ID
\$65	Summer Membership Other
\$3	Shoe Rental
\$1	Chalk Rental

Contact

(585) 292-6571
Andrews Memorial Dr
Rochester, NY 14623

Join the Climbing Club!

They meet every Thursday at the Barn from 8:00 - 10:00 pm. Come ready to climb, workout, and have a great time!



Profile

Beginner

Intermediate

Advanced

Home

THE RED BARN

BEGINNER

Challenges

Physical Challenge

Do two minutes of Supermans, five seated leg lifts, and two sets of five v-ups three times this week to work your core!

Climbing Challenge

Work on finishing Adam's new yellow route on the slanted wall in the upstairs area!

Events

Physical Competition

On Friday, November 27, at 6:00 pm, there will be a plank competition. Register at the Barn today, and have a chance to win a \$25 gift card to Eastern Mountain Sports.

Climbing Competition

The Beginner Boulder Bash will be on Thursday, December 3, at 7:00 pm. Register at the Red Barn, or walk-ins are welcome.

Daily Articles

Prepare For A Climb

What's The Red Barn?

Archive

Prepare For A Climb

If you haven't visited the Red Barn yet, here are 10 things you can do to help prepare for your first climb!

- 1 Stretch it out! Climbing is a very fun, but physically exhausting activity — make sure you warm up so you don't cramp.
- 2 Bring plastic! With an RIT student ID, the Barn costs \$4-6 for entry and \$3 for shoe rentals, but the Barn no longer accepts cash, only credit cards or Tiger Bucks. If you find you love the Barn as much as we do and want to climb again, consider investing in a Red Barn membership — only \$40 for the whole semester with an RIT ID!
- 3 Chalk it up! Bring a few friends, and rent a chalk bag to share for only \$1. The chalk helps keep your hands dry which helps you have a better grip on the rocks.
- 4 Start at the beginning! The more seasoned climbers at the Barn can be intimidating but don't let that stop you. Start with a yellow or green beginner route and work your way up.
- 5 Ask questions! Everyone at the Barn was once a beginner, and they're more than happy to offer a helping hand. If you're unsure about something or want some tips, feel free to ask around!
- 6 Don't be afraid to fall! The floors are padded, so while it may be a little scary at first, you'll quickly learn a hand slip leads only to a soft landing.
- 7 Use your whole body! Climbing is a sport that engages the upper, middle, and lower body. The more you try to muscle through with your arms, the quicker you'll tire. Using your legs is a great way to get height without exhausting yourself.
- 8 Know when to stop! When you really get into a route, it can be hard to stop even when you're exhausted. Knowing when to stop can prevent you from getting hurt.
- 9 Be prepared to feel sore! But know at the same time, the burn just means you got a great work-out. Climbing is exhausting; the next few days after climbing may hurt a bit, but each time you go, it gets better!
- 10 Get ready to have fun! Climbing is both a physically and mentally engaging sport that provides a unique experience every time you go. Visiting the Barn guarantees you will have a great time!

Profile
Beginner
Intermediate
Advanced
Home

THE RED BARN

BEGINNER

Challenges

Physical Challenge

Do two minutes of Supermans, five seated leg lifts, and two sets of five v-ups three times this week to work your core!

Climbing Challenge

Work on finishing Adam's new yellow route on the slanted wall in the upstairs area!

Events

Physical Competition

On Friday, November 27, at 6:00 pm, there will be a plank competition. Register at the Barn today, and have a chance to win a \$25 gift card to Eastern Mountain Sports.

Climbing Competition

The Beginner Boulder Bash will be on Thursday, December 3, at 7:00 pm. Register at the Red Barn, or walk-ins are welcome.

Daily Articles

Prepare For A Climb

What's The Red Barn?

Archive

What's The Red Barn?

The Red Barn was built in 1908 where it was originally used as an actual barn! In fact, it even has a unique beam patent for storing hay. In the 50s, when RIT was in the process of moving their campus from downtown to Henrietta, Facilities Management Services (FMS) used it for storage.

Now, the Red Barn is the most popular bouldering gym in the area! It has 12 regions that get reset every 15 weeks so there are always new projects to try. It is open year round with a reasonable membership fee of \$40 per semester; for students, the price even drops as the weeks progress!

To learn more about the Red Barn, watch [this video!](#)

Profile

Beginner

Intermediate

Advanced

Home

INTERMEDIATE

Challenges

Physical Challenge

Do some hanging leg lifts! Try sets of 10, or find a fellow climber to challenge. See who can do more!

Climbing Challenge

The teal route downstairs on the third wall has been kicking butts from the Barn and back! Why not try your hand at it?

Events

Physical Competition

We know you've been working hard on those pull-ups! But what about those fingers and that core? Sign up for our competition on Friday, December 11, at 6:00 pm, and we'll put it all to the test!

Climbing Competition

Monday, November 30, at 7:00 pm marks our next in-house climbing competition. Sign up at the Barn to test your skills and get the chance to win some free chalk!

Daily Articles

The Right Equipment

Tips and Techniques

Archive

How to Find the Right Equipment

Every climber is different, but every climber's needs still must be met. So we're going to give you a top-to-bottom run-down of all the gear that's right for you:

Shoes

Beginners should focus on a more versatile shoe, one that could nearly be used for everyday wear, with a comfortable flex and fit to allow change and adjustment.

A more intermediate shoe, however, will have a slightly more structured fit with a stiffer sole. The heel and toes should be slightly more relaxed and allow a downturn in the toes.

When looking for advanced shoes, look for something lighter overall – in the sole and the surrounding fabric. The toe may have a bit more of a downturn and have more flexibility than any other part of the shoe.

Chalk

Chalk makes the difference between slipping from your sweaty fingers and swinging your way higher up a wall. In other words, chalk is a must, so let's make sure you get the right stuff.

Chalk is meant to reduce moisture and comes in consistencies from extra fine to extra chunky. The general consensus is that "chunky" chalk will absorb more moisture and often has more grit to help create extra grab.

But if you're someone with naturally dry hands, it's possible that chunky chalk could be too dry and counter-productive to your success. At this point, a slightly finer chalk, along with wetting your fingertips, is suggested.

Don't be afraid to experiment and find what you like best. Try climbing with chalk blocks versus chalk bags, and let us know which you prefer!

Profile

Beginner

Intermediate

Advanced

Home

THE RED BARN

INTERMEDIATE

Challenges

Physical Challenge

Do some hanging leg lifts! Try sets of 10, or find a fellow climber to challenge. See who can do more!

Climbing Challenge

The teal route downstairs on the third wall has been kicking butts from the Barn and back! Why not try your hand at it?

Events

Physical Competition

We know you've been working hard on those pull-ups! But what about those fingers and that core? Sign up for our competition on Friday, December 11, at 6:00 pm, and we'll put it all to the test!

Climbing Competition

Monday, November 30, at 7:00 pm marks our next in-house climbing competition. Sign up at the Barn to test your skills and get the chance to win some free chalk!

Daily Articles

The Right Equipment

Tips and Techniques

Tips and Techniques

Archive

Climbing can be hard when you're first starting out, but it can be even more difficult once you've made it as far as your own guess-work can take you. Here are some tricks to get you to the next level of climbing:

- 1 Watch other climbers! Sometimes somebody else will think of a solution you haven't yet or discover their own method of moving forward. Don't be afraid to steal a few tricks!
- 2 Maintain your center of gravity! Your center of gravity should always be focused at your core, just above your belly button. Distribute your weight between your connection points on the wall, and move carefully to each hold to avoid out-balancing yourself.
- 3 Focus on your weak points! We all find the most enjoyment out of doing things we're good at and often blame our weaknesses on things we don't like working on. But climbing is a sport meant to overcome weaknesses, so go ahead and work on them! Soon enough, they'll be fun to work on as well.

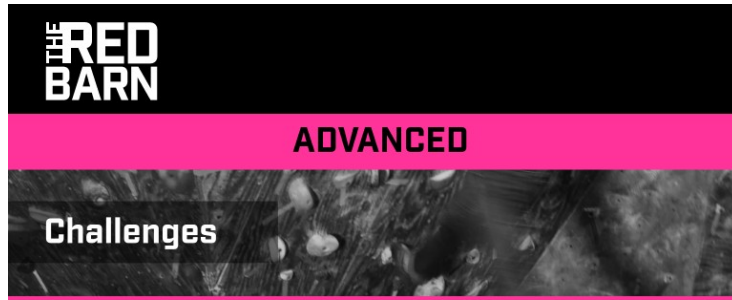
Profile

Beginner

Intermediate

Advanced

Home



Physical Challenge

Do 20 wrist curls each, 10 pull-ups, and five fingertip press-ups every other day to strengthen your fingers this week!

Climbing Challenge

Try to finish the pink route on the top-out wall before it's reset next week!




Physical Competition

On Wednesday, December 2, at 9:00 pm, we will have a pull-up competition. Register at the Barn today and have a chance to win a \$25 gift card to Eastern Mountain Sports.

Climbing Competition

This year's campus-wide Boulder Cup will be Saturday, March 19, 2016, at 2:00 pm. Register at the Barn today!



Strengthen Your Climb

Climbing Superstars

Archive

Strengthen Your Climb: Your Fingers

One of the most important things a climber can rely on are their fingers. Having tip-top finger strength can allow you to hang on just a second longer for that far reach or get a better grip on that rock that barely has a grip at all. Continuing to train your fingers both in and out of the Barn will help you nail that difficult route:

- 1 Keep climbing! Continuing to climb is the best way to train your fingers to the strenuous activity of bouldering. The more you do it, the better they can adapt. That being said . . .
- 2 Make sure you rest! Overstraining your fingers is the easiest way to get an injury. Make sure you rest and recover between climbs to avoid overworking your digits.
- 3 Buy a hand gripper! Or a stress ball or anything else that you can squeeze that provides some resistance. This is an easy way to both strengthen fingers and ease back into climbing after a hiatus.
- 4 Don't ignore the rest of your body! Strong fingers won't help much if your hands, wrists, and forearms aren't getting any attention. Dumbbell curls, chin-ups, and fingertip press-ups are all easy exercises to incorporate into your daily work-out routine and also work everything from your elbows to your fingertips.
- 5 Utilize training boards! Wooden fingerboard grips are a great way to practice narrow grips. Just use with caution; if you're out of training, these can easily injure you when misused or overused.



THE RED BARN

ADVANCED

Challenges

Physical Challenge

Do 20 wrist curls each, 10 pull-ups, and five fingertip press-ups every other day to strengthen your fingers this week!

Climbing Challenge

Try to finish the pink route on the top-out wall before it's reset next week!

Events

Physical Competition

On Wednesday, December 2, at 9:00 pm, we will have a pull-up competition. Register at the Barn today and have a chance to win a \$25 gift card to Eastern Mountain Sports.

Climbing Competition

This year's campus-wide Boulder Cup will be Saturday, March 19, 2016, at 2:00 pm. Register at the Barn today!

Daily Articles

Strengthen Your Climb

Climbing Superstars

Archive

Climbing Superstars: January Hojer

A professional boulderer from Germany, January Hojer is a rock climbing god. His mostly upper body climbing technique (he only uses his feet on the most difficult of routes) has earned him much respect and awe from the bouldering community. "Since my feet kept slipping all the time," Jan says. "I thought: I might as well not use them."

Born in 1992, Jan has consistently placed in the top places of the Boulder World Cup. Jan can fly up routes without ever putting a foot on the wall. And watching Jan cling to training boards with just his pinky fingers and then holding his body parallel to the ground can drop the jaw of any climbing fanatic. Jan's also one of the only climbers in the world that can finish a 1-9 pull on a campus board and make it look like child's play.

Check out his [inspiration training video!](#)

Profile

Beginner

Intermediate

Advanced

Home



Gayle Everhart
Beginner



3 Red Barn visits until a **free climb!**



60 points until **free chalk!**



80 points until a **free shoe rental!**

Proud of the route you completed?

You should be!



**Share your success to
our Facebook page!**

Profile

Beginner

Intermediate

Advanced

Home

THE RED BARN

WELCOME

The Red Barn is an indoor rock climbing gym operated by the Outdoor Education Program at the Rochester Institute of Technology.

Hours

Monday - Friday
5:00 pm - 10:00 pm
Saturday
1:00 pm - 10:00 pm
Sunday
1:00 pm - 6:00 pm

Contact

(585) 292-6571
Andrews Memorial Dr
Rochester, NY 14623

Profile

Beginner

Intermediate

Advanced

Home

THE RED BARN

WELCOME

The Red Barn is an indoor rock climbing gym operated by the Outdoor Education Program at the Rochester Institute of Technology.

Hours

Monday - Friday
5:00 pm - 10:00 pm
Saturday
1:00 pm - 10:00 pm
Sunday
1:00 pm - 6:00 pm

Contact

(585) 292-6571
Andrews Memorial Dr
Rochester, NY 14623

Profile

Beginner

Intermediate

Advanced

Home

THE RED BARN

WELCOME

The Red Barn is an indoor rock climbing gym operated by the Outdoor Education Program at the Rochester Institute of Technology.

Hours

Monday - Friday
5:00 pm - 10:00 pm
Saturday
1:00 pm - 10:00 pm
Sunday
1:00 pm - 6:00 pm

Contact

(585) 292-6571
Andrews Memorial Dr
Rochester, NY 14623

Profile

Beginner

Intermediate

Advanced

Home

THE RED BARN

WELCOME

The Red Barn is an indoor rock climbing gym operated by the Outdoor Education Program at the Rochester Institute of Technology.

Hours

Monday - Friday
5:00 pm - 10:00 pm
Saturday
1:00 pm - 10:00 pm
Sunday
1:00 pm - 6:00 pm

Contact

(585) 292-6571
Andrews Memorial Dr
Rochester, NY 14623

Profile

Beginner

Intermediate

Advanced

Home

THE RED BARN

WELCOME

The Red Barn is an indoor rock climbing gym operated by the Outdoor Education Program at the Rochester Institute of Technology.

Hours

Monday - Friday
5:00 pm - 10:00 pm
Saturday
1:00 pm - 10:00 pm
Sunday
1:00 pm - 6:00 pm

Contact

(585) 292-6571
Andrews Memorial Dr
Rochester, NY 14623

Profile

Beginner

Intermediate

Advanced

Home

THE RED BARN

WELCOME

The Red Barn is an indoor rock climbing gym operated by the Outdoor Education Program at the Rochester Institute of Technology.

Hours

Monday - Friday
5:00 pm - 10:00 pm
Saturday
1:00 pm - 10:00 pm
Sunday
1:00 pm - 6:00 pm

Contact

(585) 292-6571
Andrews Memorial Dr
Rochester, NY 14623

Profile

Beginner

Intermediate

Advanced

Home

THE RED BARN

WELCOME

The Red Barn is an indoor rock climbing gym operated by the Outdoor Education Program at the Rochester Institute of Technology.

Hours

Monday - Friday
5:00 pm - 10:00 pm
Saturday
1:00 pm - 10:00 pm
Sunday
1:00 pm - 6:00 pm

Contact

(585) 292-6571
Andrews Memorial Dr
Rochester, NY 14623

Profile

Beginner

Intermediate

Advanced

Home

THE RED BARN

WELCOME

The Red Barn is an indoor rock climbing gym operated by the Outdoor Education Program at the Rochester Institute of Technology.

Hours

Monday - Friday
5:00 pm - 10:00 pm
Saturday
1:00 pm - 10:00 pm
Sunday
1:00 pm - 6:00 pm

Contact

(585) 292-6571
Andrews Memorial Dr
Rochester, NY 14623

Profile

Beginner

Intermediate

Advanced

Home

THE RED BARN

WELCOME

The Red Barn is an indoor rock climbing gym operated by the Outdoor Education Program at the Rochester Institute of Technology.

Hours

Monday - Friday
5:00 pm - 10:00 pm
Saturday
1:00 pm - 10:00 pm
Sunday
1:00 pm - 6:00 pm

Contact

(585) 292-6571
Andrews Memorial Dr
Rochester, NY 14623

Profile

Beginner

Intermediate

Advanced

Home

THE RED BARN

WELCOME

The Red Barn is an indoor rock climbing gym operated by the Outdoor Education Program at the Rochester Institute of Technology.

Hours

Monday - Friday
5:00 pm - 10:00 pm
Saturday
1:00 pm - 10:00 pm
Sunday
1:00 pm - 6:00 pm

Contact

(585) 292-6571
Andrews Memorial Dr
Rochester, NY 14623

Profile

Beginner

Intermediate

Advanced

Home

THE RED BARN

WELCOME

The Red Barn is an indoor rock climbing gym operated by the Outdoor Education Program at the Rochester Institute of Technology.

Hours

Monday - Friday
5:00 pm - 10:00 pm
Saturday
1:00 pm - 10:00 pm
Sunday
1:00 pm - 6:00 pm

Contact

(585) 292-6571
Andrews Memorial Dr
Rochester, NY 14623

Profile

Beginner

Intermediate

Advanced

Home

THE RED BARN

WELCOME

The Red Barn is an indoor rock climbing gym operated by the Outdoor Education Program at the Rochester Institute of Technology.

Hours

Monday - Friday
5:00 pm - 10:00 pm
Saturday
1:00 pm - 10:00 pm
Sunday
1:00 pm - 6:00 pm

Contact

(585) 292-6571
Andrews Memorial Dr
Rochester, NY 14623


Profile

Beginner


Intermediate


Advanced

Home








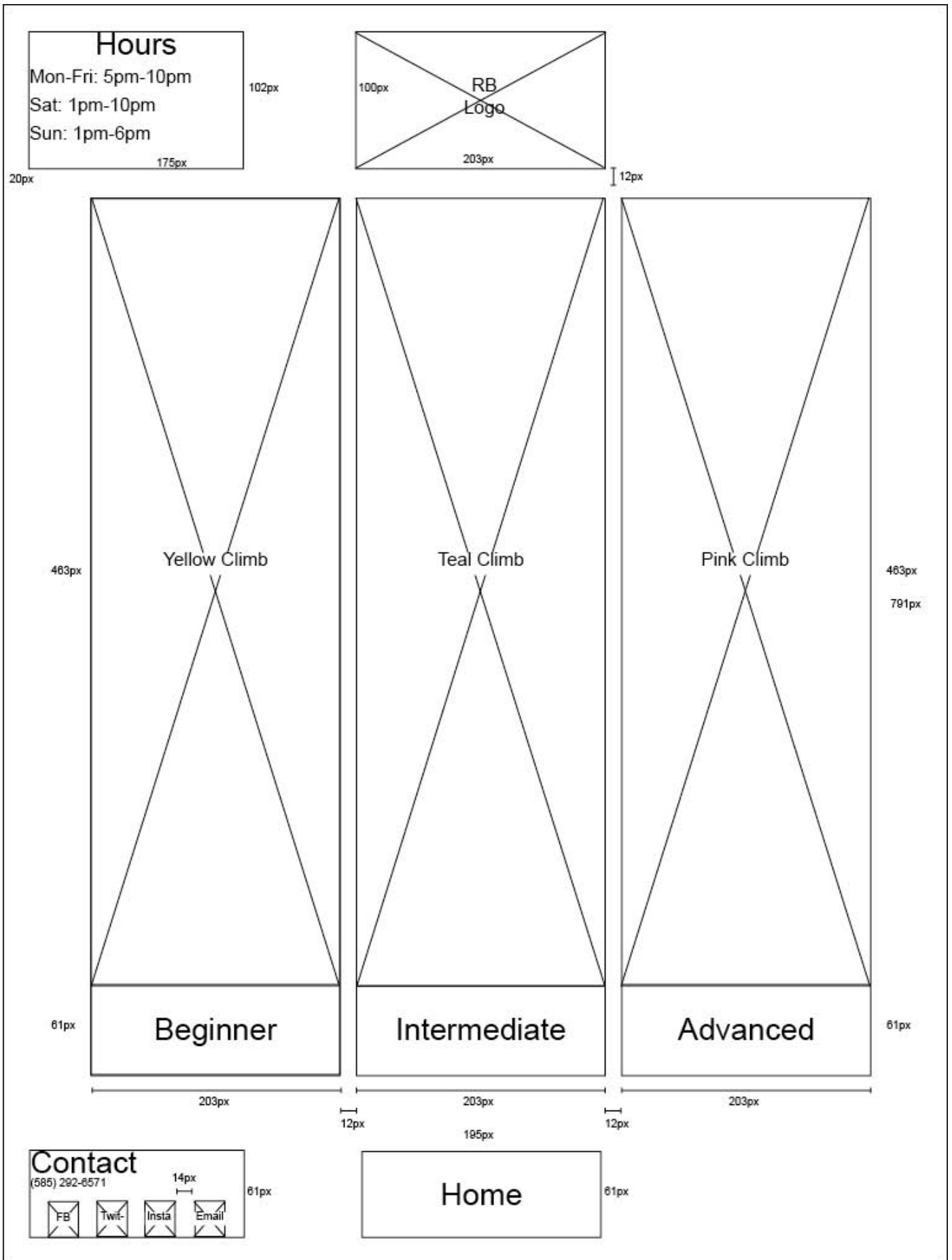














social media icons



Logo

1024x120px

The Official Red Barn Website

1024x75px

360 pic of barn

1024x225px

1024x20px

transition image

1024x125px

215px

Hours

Mon - Fri 5:00pm - 10:00pm
Saturday 1:00pm - 10:00pm
Sunday 1:00pm - 6:00pm

Rates

\$4 Single Climb
\$3 Rental
Membership With RIT ID \$40
Membership Other \$100

1024x200px

Image of Climbers

1024x125px

340px

Events

Friday, November 27 at 6:00pm
Plank competition
Free Entry

Thursday, December 3 at 7:00pm
Beginner Boulder Bash
\$5 Entry Fee, Register at Red Barn

Friday, November 27 at 6:00pm
Plank competition
Free Entry

Thursday, December 3 at 7:00pm
Beginner Boulder Bash
\$5 Entry Fee, Register at Red Barn

340px

Alerts

The Red Barn will be closed today due to poor weather. See you tomorrow!

Join the Climbing Club!

We meet every Thursday at the Red Barn from 8-10pm
Come ready to climb, workout, and have a great time.

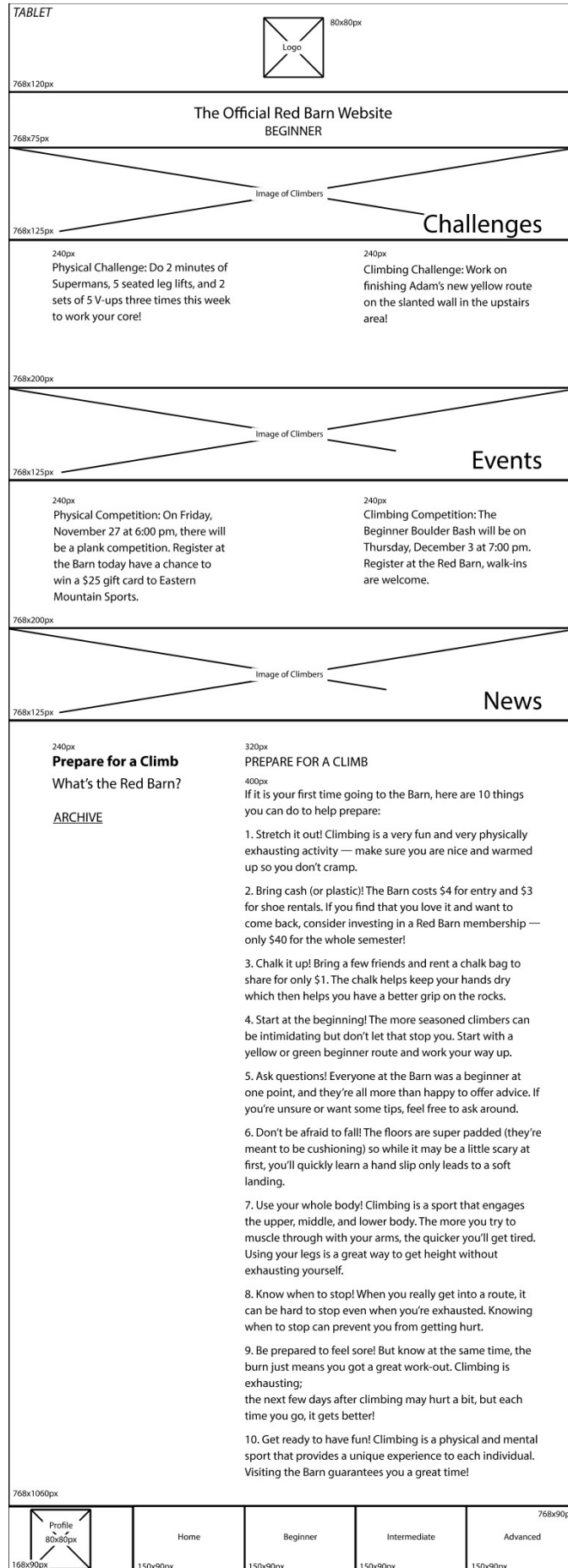


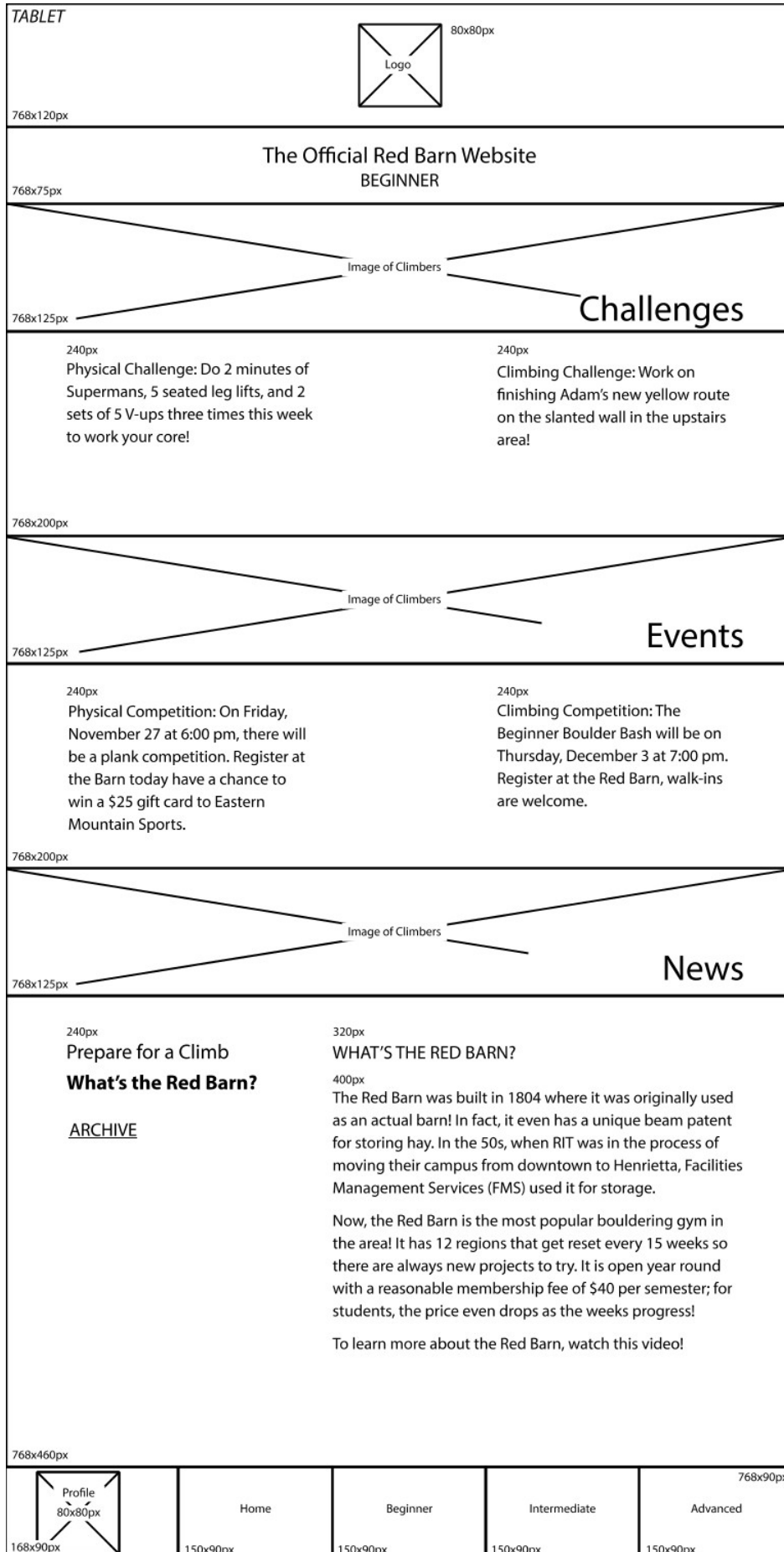
Profile

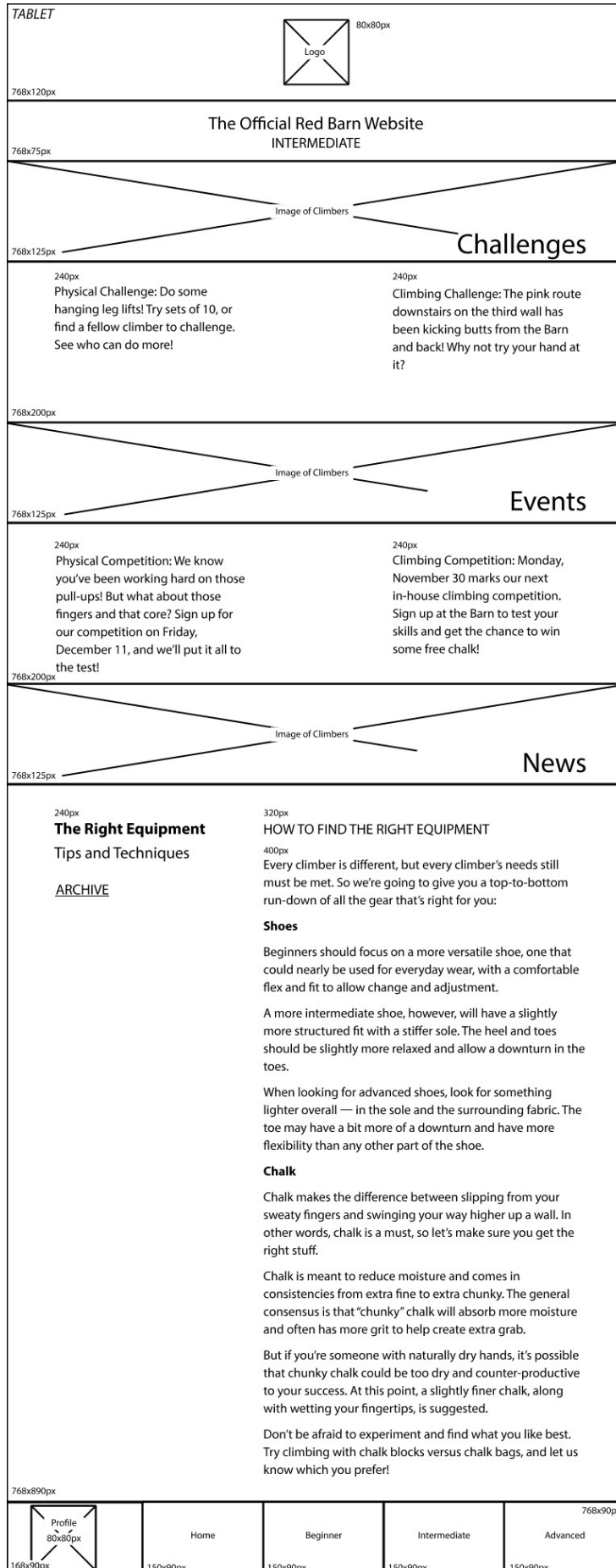
© 2015 by the Red Barn at RIT

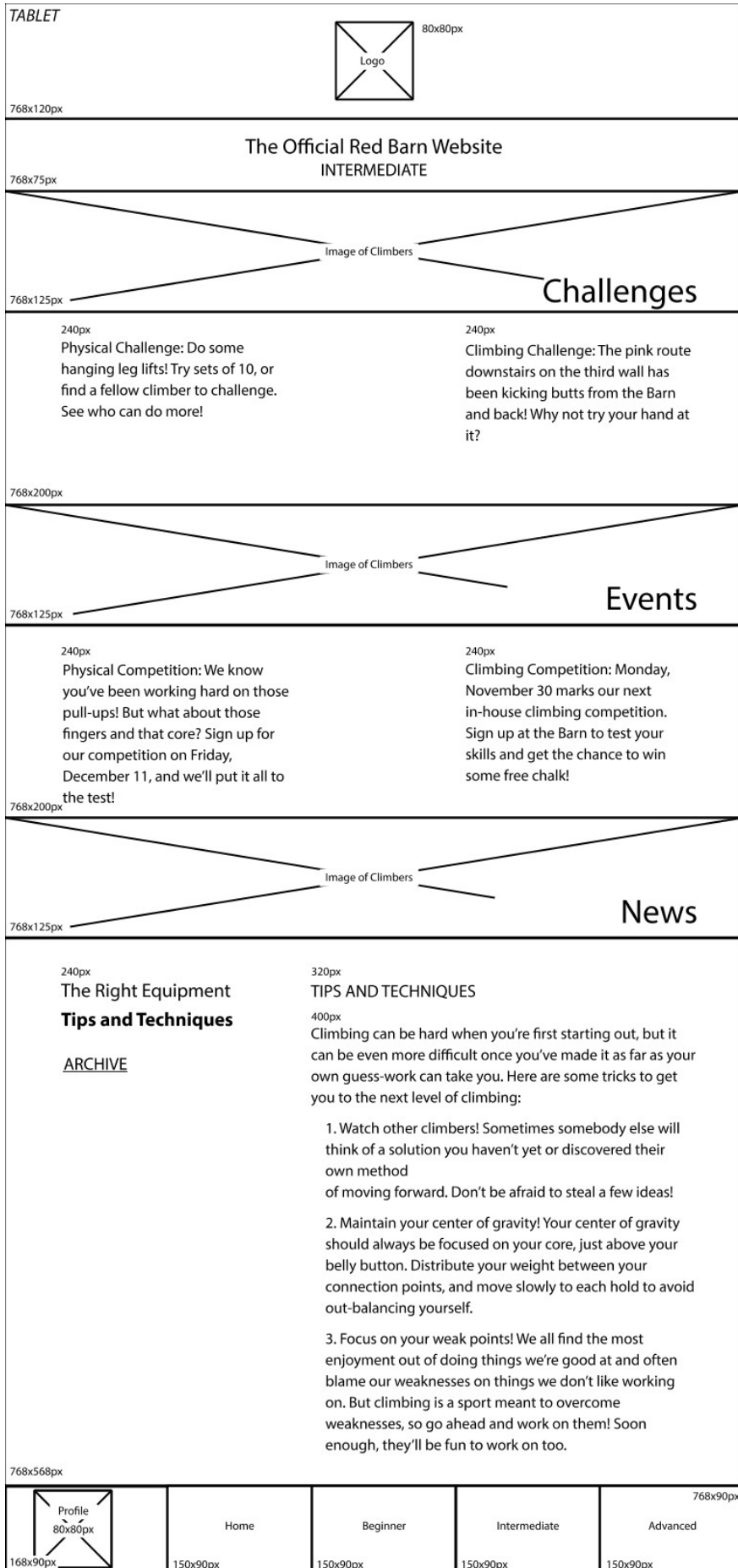
45px

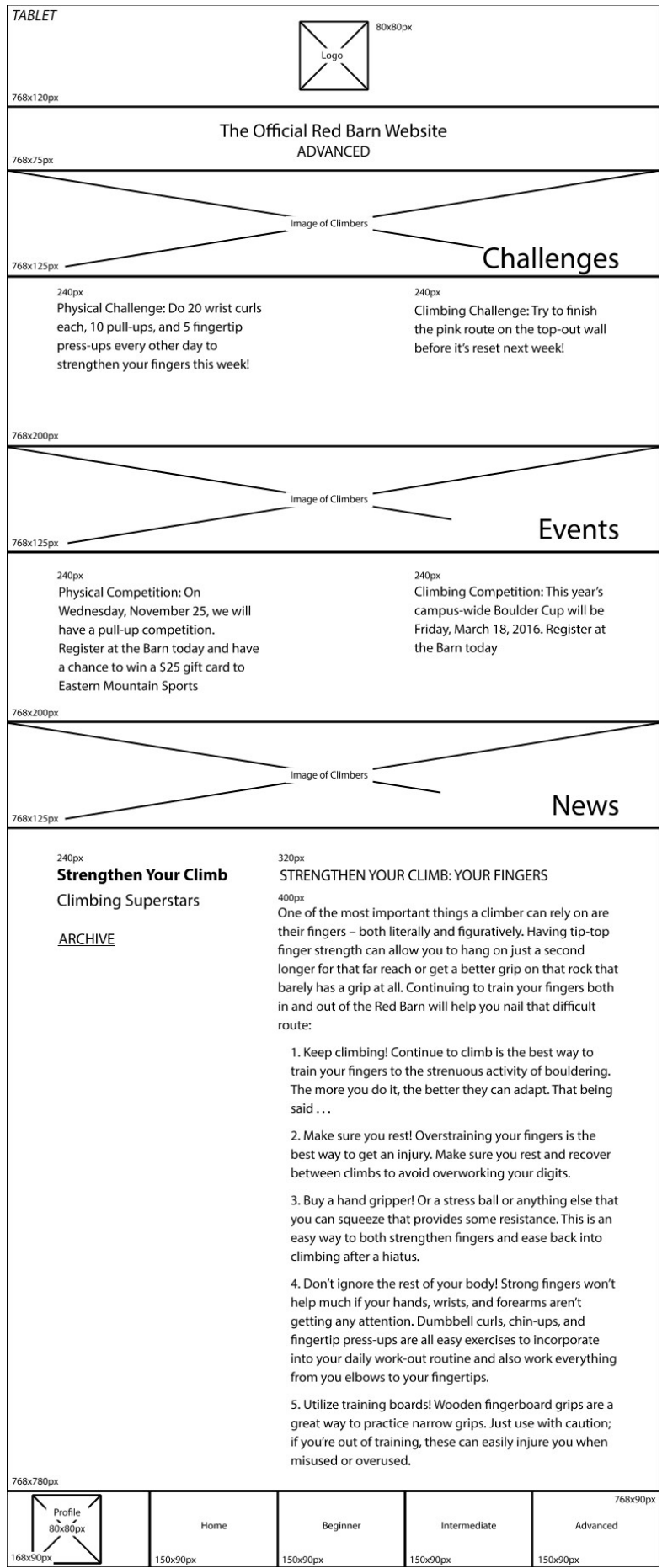


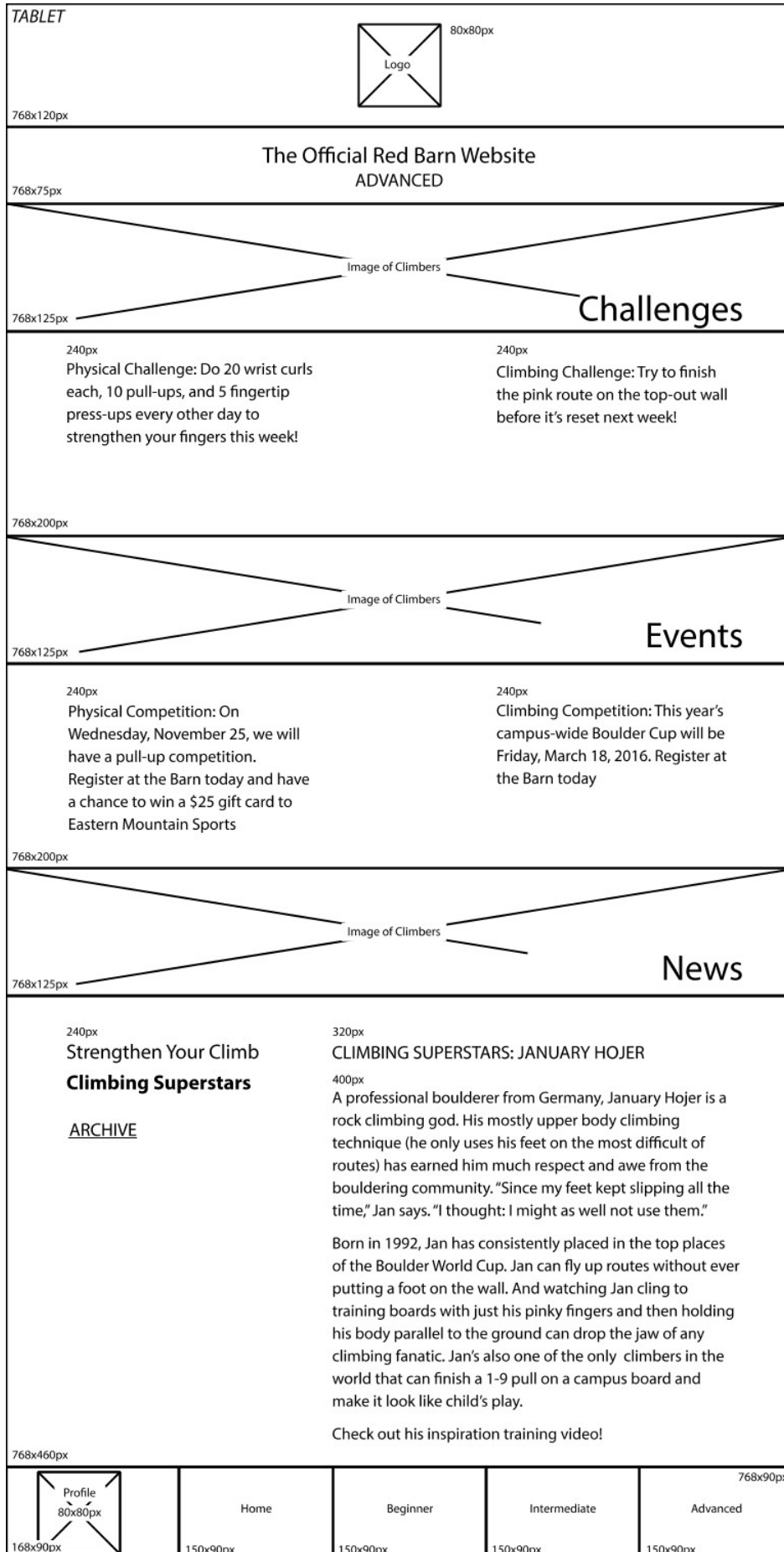












TABLET/DESKTOP

Profile
50x50px

FirstName LastName

Student Status
Student Major

● ● ● ● ● ● ● ○ ○ ○

Three more Red Barn visits until a free climb!

60 points remaining until free chalk!

80 points remaining until free shoe rental!

320x384px

